







## Accessing Dissertation Abstracts from Off-Campus

1. Go to Library's Web Page <http://library.georgiasouthern.edu>
2. Click  icon on web page.
3. In the center of the top portion of the  homepage, click the link that says "Log On As Another User"
4. Type in the  password then click **Go**.
5. The GALILEO homepage will display again. Do not be alarmed. You now have access to search the  databases by the welcome message says "Georgia Southern University user".
6. In the middle left portion of the  homepage, you will see a box labeled **Find a Database by Name**, type **dissertation** then click **Go**.
7. You will receive a list of results arranged alphabetically by database name. This should be a fairly short list. Look for **Dissertation Abstracts at Proquest** then click its link.
8. You may be asked to click a link for remote access to Dissertation Abstracts. And you may be asked to enter the  password again. If so, enter it the click the link to enter Dissertation Abstracts. You will be taken to the DA search screen. (This will only happen if you are accessing Dissertation Abstracts from off campus. Otherwise, go to Step 9).
9. You are now ready to begin searching for dissertations.

**Note** - Dissertations may be obtained via Interlibrary Loan or Document Delivery free of charge. Some dissertations may have the first 24 pages available and most will contain an abstract when listed in DA. Citations with or without abstracts and the first 24 pages are printable.

For Document Delivery (all classes taken away from Georgia Southern) or Interlibrary Loan (at least one class taken at Georgia Southern) go to <http://webill.lib.georgiasouthern.edu/illiad/logon.html> (You'll need to create an account if you've never used ILIAD before)

Note: You may find dissertations written by students at Georgia Southern via the library catalog (<https://gil.georgiasouthern.edu>) using the Quick Search option. This will give you an idea of what has been written by former Georgia Southern students and provide you with an example of how the ETD is suppose to look like keeping in mind there will be some variation within the major chapters. Most ETDs are available online immediately for free downloading while older dissertations may be available for check-out.

## Searching for Dissertations in Library Catalog

### **Option #1**

Go to <https://gil.georgiasouthern.edu>

Click Exact Search

In Search Box, type **georgia southern university – dissertations**

Click Radio button next to Subject Heading

Click Go

Link for Georgia Southern University – Dissertations will appear

Click link and browse through titles

Note: This will also include theses written at GSU

### **Option #2**

Go to <https://gil.georgiasouthern.edu>

In the Quick Search Box, type in **etd**

Click Go

Results will display then browse through titles

### **Option #3**

You may also search ETDs by keyword, student name, title, or chairperson's name using the Keyword Search option

Go to <https://gil.georgiasouthern.edu>

In Search box #1 put in **etd**

In Search box #2 put in keyword, student name, title, or chairperson's name

Click Go

Results will display then browse through titles

### **Option #4**

You may also search ETDs by degree

Go to <https://gil.georgiasouthern.edu>

In Search box #1 put in **etd**

In Search box #2 put in degree (e.g. MFA or EDD)

Click Go

Results will display then browse through titles

Sonya Shepherd, MSLS, EdD  
Instructional Technology Librarian  
(912) 478-7820  
[sgaither@georgiasouthern.edu](mailto:sgaither@georgiasouthern.edu)